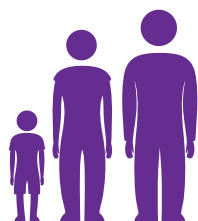




Kamloops Homeless Count Results

Count Date: October 18/19th 2012

Kamloops
**Homeless
2012
& Merritt BC
Count**



99 Homeless People
45 people sleeping rough
54 people sleeping in shelters



It is important to remember that this count is a **minimum** measurement at a single point-in-time. Some examples of things that would increase the count number are the Hidden Homeless, and those in Transitional Housing who were not counted.

S.P.A.R.C B.C. estimated that there were **1,167** Hidden Homeless in Kamloops over the year 2010, and Kamloops has **187** units of Transitional Housing. If we added these figures to our homeless count this would put Kamloops' homeless total at **1,453**.

sparc.bc.ca/resources-and-publications/category/45-affordable-housing-a-homelessness

59 men, **24** women, & **9** children

7 individuals with no gender recorded

52% of men between the ages of 40 & 59

46% of women between the ages of 30 & 39

35% have been homeless for between 1 & 6 months

55% of participants have lived in Kamloops for more than 1 year

33% of participants reported having a mental illness or medical condition

73% reported that the main reason for homelessness

is that housing is either unaffordable or unavailable

for more information:

Ken Salter, Outreach – ASK Wellness Centre
250-376-7558, (c) 250-851-5949, (e) ken@askwellness.ca

Tangie Genshorek, HAP Coordinator
250-372-9933 ext 110, (c) 250-571-9665, (e) info@kamloopshap.ca

visit askwellness.ca or kamloopshap.ca/count2012 to download the report

Many thanks to:


Kamloops Alliance Church
Kamloops Working Group on Homelessness
Federal Homelessness Partnering Strategy
United Way Youth Club
SIFE Thompson Rivers
TRU Students' Union
Kamloops Community Safety
City of Kamloops
Surplus Herby's
North Shore A&W
Dr. Christopher Wilson
Dr. Glenn Vandeppear
The Coast Kamloops Hotel & Conference Centre
Scott's Inn and Restaurant
Lansdowne Cooper's Foods
Real Canadian Superstore - Kamloops
Walmart Kamloops



United Way



For more info on the Merritt Count : Chelsea Morrey e. chelsea@askwellness.ca t. 250.315.0098



15 Homeless People in the community

10 men, **4** women, 1 person with no recorded gender

30% of men between the ages of 50 & 59

75% of women between the ages of 40 & 49

27% have been homeless for between 1 week & 1 month

33% of participants have lived in Merritt for more than 1 year


46% of participants reported having a mental illness or addiction

40% reported that the main reason for homelessness

is that housing is unaffordable

Who is counted?

- people sleeping rough
- people staying in Shelters



Who is not counted?

- people living in Transitional Housing (187 units in Kamloops)
- the Hidden Homeless (estimated 1,167 over the year 2010 in Kamloops)
- those in hospital or treatment centres
- those who are incarcerated

Why do we do the count?

- to create public awareness
- to connect with people on the streets
- to track trends & measure change
- to inform program development
- to inform government policy

How do we do the count?

- staff at shelters help count clients
- volunteers are trained to look for homeless people in public places
- the city is divided up by groups of volunteers
- results are recorded and reported

Many thanks to:

the Aboriginal Restorative Justice Centre
Colleen Twan
Coopers Foods
Bernie Kaluza & Dan Morrissey from Work & Play
Starbucks
Brambles
Marks Workwear World
Tracker Sports
Conayt
Community Police Office
Superintendent of Public Works
City of Merritt
Darryl Finnigan, Mike & Rod
Terina Price
Merritt Herald
Q101
Merritt Morning Market
All the local volunteers
All the Merritt citizens who donated blankets & winter clothing
And most of ALL, we could not have done this without the help of Ask Wellness Merritt's new Outreach Worker Stacy Wormell